



Chilton Quick Start

To access:

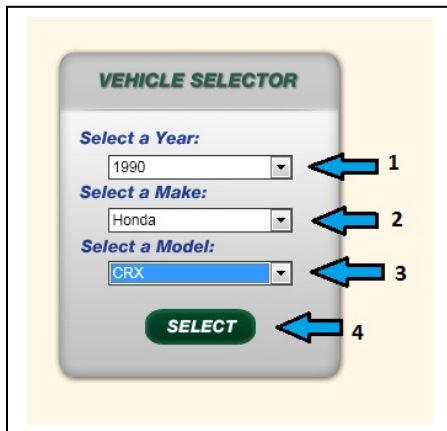
1. Go to <http://www.spl.org>
2. Click **Articles & Research**
3. Click **Automotive & Transportation**
4. Click **ChiltonLibrary.com**
5. Log in with your library card number and PIN, if prompted.

Best for:

Finding repair and maintenance information for cars and passenger trucks.

Find Instructions for repairing your car or passenger truck

a. From the [Chilton Library](#) main page, enter your vehicle's year, make and model, then click "Select."



b. Click "Repair."



c. Click through the navigation tree on the left to find the car part or subsystem that you'd like to repair.

Search	Print Content >>	
+	General Information & Identification	Click the (+) sign to view vehicle subsystems.
+	Body	
-	Brakes	Click the (-) sign to simplify the tree again.
+	Anti-Lock Brake System	

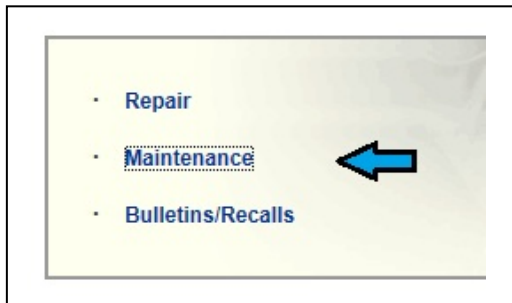
Tips:

- Some motor homes use the same mechanical and electrical systems as passenger trucks, so although Chilton does not cover RVs it can be helpful for RV repair.

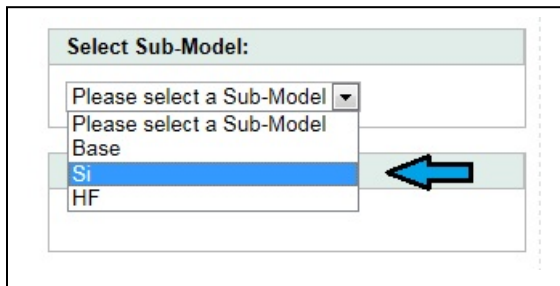
- You can also click "Search" and search the repair information by keyword.

Find out what maintenance is recommended for your car, based on mileage and engine type

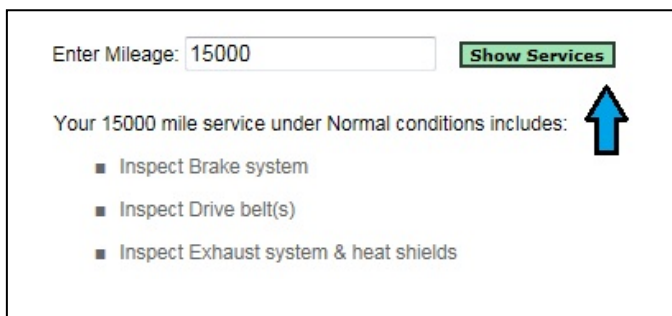
a. From the [Chilton Library](#) main page, enter your vehicle's year, make and model, and click "Select." Then choose the option "Maintenance."



b. Use the drop-down menus to indicate the features of your car (engine style, automatic or manual transmission, etc.)



c. Enter your car's mileage and click "Show Services" to find out what maintenance should be performed.



Tips:

- Not all categories of information (repair, maintenance, bulletins) are available for all vehicles .
- If you're not sure about the specific features of your car, click "view full chart" to see a basic list of all maintenance activities recommended for your make, model and year.
- You can also enter a higher or lower mileage number to forecast future maintenance needs or to see what was recommended earlier in the car's lifespan



The Seattle Public Library

Find out whether any bulletins or recalls have been issued for your car. (This can be especially helpful when getting to know a newly purchased used vehicle.)

a. From the [Chilton Library](#) main page, enter your vehicle’s year, make and model, and click “Select.” Then choose the option “Bulletins/Recalls.”



b. If bulletins or recalls have been issued for your vehicle, they will be listed on the screen along with other information that may help you identify any concerns to a mechanic or dealer.

Technical Service Bulletin (TSB) Description	TS
Audio Unit Error Codes	00-015
Torque Converter Oil Seal Installation Tool	00-022
Steelman ChassisEar Diagnostic Tool	00-063

Tips:

- Not all categories of information (repair, maintenance, bulletins) are available for all vehicles . If you do not see a “Bulletins/Recalls” option for your vehicle, it’s possible that none have been issued.
- Click on any bulletin or recall you want to read.

More information:

- Ask a librarian [online](#) or in person.